

BVX GENERAL CAMPING MAP

*NOTE - NO CAMPFIRES

LEGEND:

Row B, C, D - angled
Row A + E - straight

☐ - Porta Potti



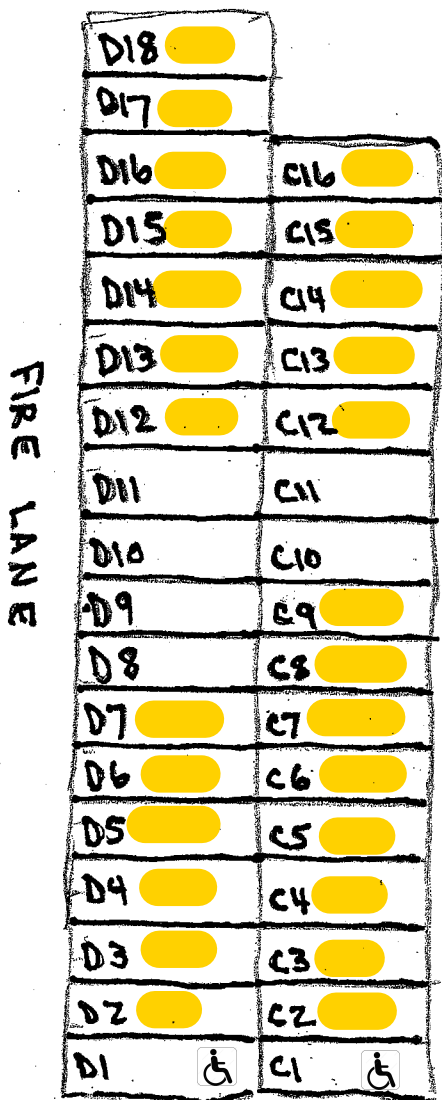
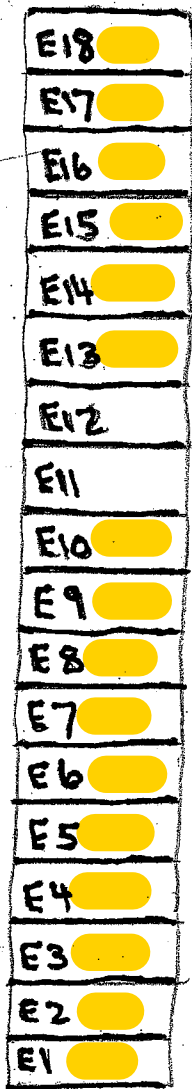

FIRE LANES - 20' WIDE

LH - Light Horse only

● - Booked



- Wheelchair Accessible (on grass)



E
20' x 40'

D
20' x 50'

C
20' x 50'

B
20' x 50'

A
20' x VARIOUS

BVH

← TO LIGHT HORSE CAMPING



OLD RACE TRACK

TO GATE 1 →